


# Rogue Outdoor School

## Virtual/Hybrid



## Group Leader Planning Packet

PO Box  
Grants Pass, OR 97526  
503-679-4961  
[rogue.enviro.ed@gmail.com](mailto:rogue.enviro.ed@gmail.com)  
rogue-ee.com

## Group Leader Information Packet

**WELCOME!** We are so excited that you will be participating in the Rogue Outdoor School program. Rogue ODS has an amazing, hands-on virtual/hybrid experience planned for you and your students and we hope that this packet will have the information you need to feel prepared for Outdoor School. Please read through it carefully and refer back to it over the next few months as you prepare.

### Who to contact for help:

If you have any questions regarding the checklist or any other issues please contact the program director. They can interpret the checklist according to your specific needs, emphasize specific tasks, and walk you through the logistics.

Email them at:

[rogue.enviro.ed@gmail.com](mailto:rogue.enviro.ed@gmail.com) or call 503-679-4961.

### Program Goals and Outcomes

Rogue ODS envisions an experience where students are hands-on, asking questions and engaging in collaborative problem solving, using scientific principles as their guide. Positive outcomes from our program include:

- Powerful compliment to 5th/6th grade science curriculum
- Hands-on, project-based science experiences
- Opportunity to build community and develop bonds between students, teachers and your class through a shared experience
- Opportunity to experience field-based science in new ways

**COVID-19** During this unprecedented time we understand that school procedures and regulations are changing regularly. We are committed to staying up to date on what is required for safe and healthy programming throughout the 2020/2021 school year. Due to the unpredictability of this year we will be offering a virtual outdoor school experience with the option of a field trip day if regulations allow. If procedures and regulations change for your school please help us by communicating your needs. As part of our communicable disease plan we will be following all Ready Schools, Safe Learners procedures on mask wearing, social distancing and sanitizing materials for our programs.

### Planning Checklist

#### ASAP:

- Read over your program contract to ensure all the information is correct. Please contact the program director with any questions.

#### 4 months prior:

- Send your program deposit to Rogue ODS
- Fill out and submit the “**Virtual ODS Questionnaire**” which will help to inform our instructors about your in-person and virtual classroom procedures this year as well as your scheduling preferences for your program.

#### 2 months prior:

- Read through the program descriptions including:
  - Schedules
  - Synchronous/Asynchronous programming
  - Field Experience Options
- Attend the “*Teacher Information Session*” via Zoom on **March 8th 3:30pm** (a link will be sent to you one week in advance).
- Copy the student forms and send one home with each student.

#### 4 weeks prior:

- Confirm your ability to participate in a field trip as part of your ODS experience by filling out the **“Field Experience Confirmation”** form on our website (link will be sent to you). If field experiences are not an option for you this spring please confirm your status on the form and we will contact you with other options for additional virtual instruction as a part of your student’s ODS experience.
- Arrange transportation to the field trip for your group.
- Arrange for chaperones in a 1:10 ratio
- Copy the chaperone forms and send one home with each adult.
- Make arrangements to distribute ODS materials to all students (either in the classroom or to their homes)

#### 2 weeks prior:

- Confirm that student materials have arrived at your school and that you can distribute them to all students.
- Fill out and submit the field study group lists for the field trip
- Choose a health officer (school staff member who will attend and be responsible for student medications and health history on field trip day)
- Send payment for final program invoice

#### Day before virtual programming begins:

- Go over the program schedule and expectations with students.
- Present any Pre-program curriculum given.


#### Day Before field trip day:

- Ensure that all health and permission forms have been returned.
- Remind all participants of departure time.
- Confirm with your school cafeteria or remind participants to bring a lunch for the field trip.

#### Post-Program:

- Complete the program evaluation forms emailed to you.
- Give information on group numbers and experience to your district administrator in charge of OSU ODS funding.
- Sign-up for residential ODS next year!





## Virtual/Hybrid ODS 2021

**Program Theme: Exploring Resilient Ecology**

**Program Structure: 18 hrs total programming**

Lessons and Activities	Type of Instruction	Time Allotted	Description
Introduction	Virtual Synchronous	1 hr	Students will meet the instructors, learn about ODS's traditions, structure and expectations, wear and decorate their name tags, participate in a land acknowledgement and learn an ODS song.
Field Study	Virtual Synchronous	4.5 hrs (three 90min lessons)	Rogue ODS instructors will teach 3 virtual Field Studies with a focus on scientific practices, cross-cutting concepts and community building. <ul style="list-style-type: none"> <li>● "Patterns in Plants": Nature Journaling and Dichotomous Keys</li> <li>● "Trophic Levels" :Owl Pellet Dissection</li> <li>● "Where Are We? When Are We? How Do We Know?": Geology of Southern Oregon</li> </ul>
Field Study	Virtual and Hands-on Asynchronous	5 hrs	Two independent field study activities are included in the student notebook for each field study. These activities are supported by the digital resources on our website and hands-on materials sent to students. <ul style="list-style-type: none"> <li>● Interactive Map Scavenger Hunt</li> <li>● Dichotomous Keys</li> <li>● Food Webs</li> <li>● Interview an Organism</li> <li>● Geology of the Rogue River</li> <li>● Serpentine Soils</li> </ul>
Recreation	Virtual and Hands-on Asynchronous	1.5 hrs	Students will have the choice of completing one or more recreational activities described in the student notebook.
Field Trip	In Person	5 hrs	An in person field trip to the school site or local park will highlight the skills taught in the virtual lessons and focus on our 4th field study, "Resilient Communities" which includes activities about Fire Adaptations, the Indigenous Knowledge and Macroinvertebrates.
Closing	Virtual Synchronous and Asynchronous	1 hr	To complete this unique year of ODS students are invited to participate in some of the most memorable ODS traditions: Final Campfire and Tree Planting. This live streamed event will be filmed at Camp Latgawa Friday June 4th at 10am and can be accessed via the Rogue ODS website. Students are encouraged to sing along, wear their wood cookies and plant their wildflower seeds somewhere that is special to them- maybe somewhere at school!

**Hands-On Materials**- Schools will receive student ODS kits to distribute for each individual student. Kits include all the materials students will need to participate in all lessons and activities.

- Student Notebook
- Wood cookie name tag and beads
- Colored Pencils
- Magnifying lens
- Plant specimens
- Owl pellets and dissection tools
- Play dough
- Friendship bracelet string
- Wildflower seeds
- Pencil

**Digital Resources**- In addition to hands-on materials, digital resources are provided on the Rogue ODS website under the “Virtual ODS” tab. Students will navigate themselves through an interactive map of Camp Latgawa as they complete independent activities that correspond to each field study lesson, recreation, campfire songs and other fun ODS traditions.

**Field Trip Day**- In person instruction will be provided if allowed by state and district guidelines as a one day field trip. If the field trip is off the school site normal chaperone ratios of 1:10 are required. Field trip locations will be determined based on local guidelines and coordination with teachers and Rogue ODS staff. If we are unable to hold an in person field trip an additional 1.5hr synchronous field study lesson will be provided.

**Cabin Contest**- As a special project students may choose to participate in our “Design Your Ultimate Cabin Contest”. Living in a cabin is an important and memorable part of a typical ODS experience. Students who choose to participate can utilize the box their supplies came in to design and build their most creative, utilitarian, or simply amazing camp cabin. Photos of the cabin designs can be submitted to [rogue.enviro.ed@gmail.com](mailto:rogue.enviro.ed@gmail.com) by June 4, 2021. Full contest instructions can be found in the student notebook. Winners will receive a prize and recognition on our Rogue ODS website!

**Evaluation and Assessment**: As part of Rogue ODS we provide student, teacher and parent program evaluations to be distributed via email from classroom teachers. We appreciate your support in helping to encourage students and parents to complete their surveys as it helps us to reflect and plan for future ODS. We also encourage teachers to ask students to turn in their Student Notebooks as a form of assessment and to encourage student participation in all aspects of the program. Rogue ODS can provide additional incentives (program sticker/ additional bead for their name tag) to students who complete and turn in their notebooks at the end of their ODS session.

## Field Trip Day Schedule/Site Options and Info

If your school is able to participate in a field trip day as part of your ODS experience this year, we are able to offer two different site options:

- School site: we bring our instructors to the outdoor area at your school (chaperones are not necessary for this option)
- Fish Hatchery Park: your school travels and meets our staff for the day to Fish Hatchery County Park (chaperone ratio 1:10 is required)

For both of these options please bring sack lunches for all students, water bottles, outdoor clothing (including closed toed shoes, long pants, hats and sun protection) and the ODS student notebooks. We will provide clipboards, field equipment and writing materials for students.

All COVID-19 guidelines will be followed as provided in the Ready Schools, Safe Learners guidelines for mask wearing, social distancing and sanitizing of materials. Please plan ahead for additional transportation needs to accommodate social distancing guidelines.

### Sample Field Trip Schedule

9:00 am Orientation and Meet the Instructors

9:20 am Field Lesson 1 (students will rotate in small groups between lessons in 3 different sessions)

10:20 am Snack and Break

10:30 am Field Lesson 2

11:30 am Lunch and Recreation

12:15 pm Field Lesson 3

1:15 pm Wrap-up

1:30 pm Load the Buses

### Expectations of the Group Leader:

“ODS respects, values, and celebrates the unique attributes, characteristics, and perspectives that make each person who they are.” Outdoor School uses and supports inclusive pronouns. Outdoor School staff will introduce themselves using their pronouns (they, she, he, etc.) and will invite students, chaperones, and teachers to do the same. Our goal is for every student to have an opportunity to be true to themselves.

Though many people might be involved in planning for your ODS program, please designate one person to be the **group leader**. This person will:

- Be the designated contact.
- Screen, choose, train, and monitor chaperones for field trips.
- Act as or assign a health officer for field trips.
- Arrange participants in teaching groups.
- Set clear academic and behavioral goals prior to the program to ensure the students and chaperones are prepared to benefit as fully as possible.
- Confirm all programming information for final billing.

### **Teacher's Role for ODS:**

For a virtual/hybrid ODS program teachers are asked to:

- Communicate their virtual classroom procedures and platforms to staff ahead of time.
- Be present during all online instruction.
- Distribute ODS materials to students.
- Collect student notebooks.
- Take photos and help when asked during in-person field trips.

### **Please choose chaperones who are prepared to:**

- Hike two to three miles a day.
- Motivate students to be prepared and arrive for activities on time.
- Actively participate in activities to learn alongside students.
- Help when asked.

If there are any students with special physical, medical, learning, or other needs, please inform the program coordinator as soon as possible so that staff may be best prepared to aid in their success. We encourage schools to bring one-on-one student aides on field trips to ensure that all students have the opportunity to attend ODS.

### **Minor Injury or Illness:**


If a minor injury or illness occurs during a field trip, the health officer is responsible for treating and monitoring the situation. Examples of common first aid situations include cuts, blisters, headaches, and vomiting. ODS staff can advise and provide materials. If a student cannot participate in programming, the health officer will arrange for their care and monitoring.

Students who are ill before the start of outdoor school should not attend. Students who become ill at outdoor school should be monitored. In order to reduce the spread of illness among participants and ODS staff, students with an oral temperature over 100°F, without fever-reducing medication, may not remain at outdoor school.

### **Post Program Info for Teachers**

Thank you for choosing Rogue ODS for your students this year. We are a new program and would love your feedback as we continue to develop and improve our program for the future. You will receive a link for our program evaluation in your email. We thank you in advance for helping us to understand what went well, what could be improved and what you would like to see for your students in the future.

We hoped that you enjoy your time with Rogue ODS and would like to invite you to participate again next year! To make sure that your students can attend ODS for free please coordinate with your district to apply for OSU funding as soon as possible. As a returning school you will also be considered for priority scheduling for the 2021-2022 school year. To reserve dates in advance please fill out the registration form on our website during the priority scheduling window from June 1- July 1, 2021. After July 1, 2021 registration will be open for both returning and new schools and requests will be fulfilled on a first come, first serve basis.



## Rogue Outdoor School Rules and Policies for All Participants:

*Teachers and parents, please read through the following policies with your students so that everybody is familiar with the expected community behaviors. Please sign and return this form at least one week before your program.*

During your Outdoor School experience, you will be participating virtually, independently and outdoors. You may be exploring science and the outdoors in new ways. It is important that you have a safe and enjoyable ODS experience. The goal of these policies is to ensure you have the opportunity to build academic and social skills in a safe environment.

1. All school policies and rules apply while participating in Rogue ODS programs. If a rule is not stated, common sense, good judgement, courtesy, respect and safety apply.
2. All living creatures, including people, are to be treated with courtesy and respect. This precludes the use of obscenities, jokes or slurs relating to another's race, religion, gender, sexual orientation or physical or mental abilities. It also means that plants, creatures and all of nature deserve your respect and should not be damaged, injured, or harassed.
3. No adult may ever be alone with a child in a one-on-one situation (including virtually).
4. Handling or harassing potentially dangerous organisms (animals, plants, insects, etc.) is prohibited.
5. Treat your ODS materials with care and use them as directed, at the appropriate time.
6. Unsafe activities must be avoided at all times (e.g. no climbing trees, running, sliding or jumping on rough, slick areas).
7. Violations of these policies, particularly those relating to an individual's physical or mental health will result in disciplinary action and may result in removal from the program.

## Permissions

My child has my permission to participate in all sessions and field trip activities. I am this child's parent or legal guardian, who is under the age of 18 years and who wants to participate in Rogue Outdoor School's programs. In consideration of my child's or ward's participations in the programs, I hereby release, waive, and discharge Rogue Outdoor School, and all of its instructors, employees, officers, directors, agents, and volunteers from any and all liability to me, to my child or ward, and to all my legal representatives, assigns, heirs, and next of kin for damage and injury to my child or ward or to any person or property arising out of participation in the program, whether on Rogue Outdoor School's premises or elsewhere. This agreement includes but is not limited to claims or demands on account of injury or damage caused or allegedly caused by the negligence of Rogue Outdoor School or any of the individuals listed above.

Participant's Name \_\_\_\_\_

Adult Participant or Parent/Guardian

Print Name \_\_\_\_\_

Signature: \_\_\_\_\_

Date: \_\_\_\_\_

Dear Parents and Guardians,

It is my pleasure to welcome you and your student(s) to Rogue Outdoor School! Outdoor School(ODS) is an Oregon tradition that has been around for more than 50 years and started right here in Southern Oregon. Outdoor School is a residential science field trip that takes place at camps all over the state. Through the funding provided by Measure 99 all Oregon 5th or 6th graders are able to participate in ODS for free! This year, just like everything else, ODS will look different, but our goals are still the same. Rogue ODS envisions an experience where students are hands-on, asking questions and engaging in collaborative problem solving, using scientific principles as their guide. Positive outcomes from our program include:

- Powerful compliment to 5th/6th grade science curriculum
- Hands-on, project-based science experiences
- Opportunity to build community and develop bonds between students, teachers and your class through a shared experience
- Opportunity to experience field-based science in new ways

In just a few weeks your student will be participating in a virtual/hybrid ODS with their class. Rogue ODS instructors will be joining your student's classroom virtually to give direct instruction, students will have access to resources and lessons on our website for independent exploration and, if possible, we will be going on a one day field trip to a local outdoor nature space to put our new knowledge and skills to use. As students of Rogue ODS, all participants will receive all of the hands-on and virtual supplies they need to be fully engaged. Please help us make the most of ODS this year by helping students to keep supplies cared for and used only when they are needed during our program. You can help to motivate your student during this program by exploring our website and interactive map with them and by sharing the schedules and program expectations. All students will receive a wood cookie name tag to wear and decorate during the program. Ask your student about their name tag and about the traditions and beads they have earned during their lessons.

We cannot wait to "**Explore Resilient Ecology**" with your class! If you have questions please contact your classroom teacher, check out our website at [rogue-ee.com](http://rogue-ee.com) and explore the statewide Outdoor School information from OSU at <https://outdoorschool.oregonstate.edu/>.

Sincerely,

Bethany OK-Carr

Rogue ODS Program Director

